



NOZZLE TECHNICAL DATA SHEET

STANDARD FAN AIR

These nozzles draw in air to provide large aerated droplets which can shatter upon target impact and disperse rather than bounce, as with traditional large droplets, to provide improved coverage and penetration with reduced drift.

The Standard Fan Air Induction nozzles has proved very popular world wide for many years. The pre-orifice insert is removable to facilitate cleaning and the air holes are shrouded to reduce potential blocking in dusty applications.

With the Standard Fan Air Induction nozzle, the addition of a side hole draws in air to infuse the fluid stream which provides yet a further enhancement to the low drift characteristics ideal for sensitive spraying applications.



FEATURES

- Available in spray angle of 110°.
- Two piece construction providing a removable insert to facilitate cleaning.
- All polyacetal construction for chemical stability and excellent wear characteristics.
- Only 26.5 mm in length, therefore less prone to damage.
- Colour coded (in accordance with ISO10625) for quick identification of flow rate.
- International size allows direct replacement with all conventional flat fan tips.
- Self alignment of spray when fitted in standard flat fan bayonet caps.
- Suitable for both knapsack and boom sprayers.
- Potential drift reduction of 79%-96% at 3 bar when compared with conventional nozzles.

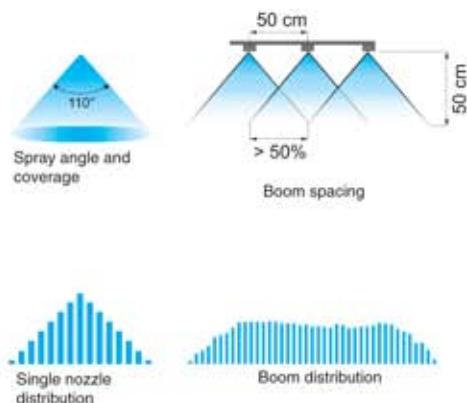
APPLICATIONS

- Used for application of herbicides, fungicides, insecticides.

LERAP RATING

The Standard Fan Air Induction range of nozzles has been awarded LERAP (Local Environmental Risk Assessments for Pesticides) 3 star accreditation by the Pesticides Safety Directorate for sizes 015 ÷ 05 across a pressure range of 2 ÷ 5 bar, thus greatly improving the area available for treatment.

By using ISJ's LERAP rated nozzles, farmers will achieve the high level of accuracy required to obtain increased productivity, by spraying closer to sensitive field margins and satisfying LERAP safety requirements for the protection of surface water resources.





SPRAY QUALITY CLASSIFICATION

Very Fine (VF)	Fine (F)	Medium (M)	Coarse (C)	Very Coarse (VC)
< 119µm	119µm ÷ 216µm	217µm ÷ 353µm	354µm ÷ 464µm	> 464µm

µm= millionth millimeter (Eg.: 250µm = 0.25 mm)

Code	2 bar	3 bar	4 bar	5 bar
SFA11001	VC	C	C	C
SFA110015	VC	VC	C	C
SFA11002	VC	VC	VC	C
SFA110025	VC	VC	VC	C
SFA11003	VC	VC	VC	VC
SFA11004	VC	VC	VC	VC
SFA11005	VC	VC	VC	VC

STANDARD FAN AIR

Code			l/ha (nozzle spacing: 50 cm)								★★★ LERAP bar
	bar	l/min	4 km/h	6 km/h	8 km/h	10 km/h	12 km/h	14 km/h	16 km/h	18 km/h	
SFA11001	2	0.33	99	66	50	40	33	28	25	22	---
	3	0.40	120	80	60	48	40	34	30	27	
	4	0.48	138	92	69	55	46	39	35	31	
	5	0.52	156	104	78	62	52	45	39	35	
SFA110015	2	0.49	147	98	74	59	49	42	37	33	2
	3	0.60	180	120	90	72	60	51	45	40	
	4	0.69	207	138	104	83	69	58	52	48	
	5	0.77	231	154	116	92	77	68	58	51	
SFA11002	2	0.65	195	130	98	78	65	58	49	43	2 + 2.5
	3	0.80	240	160	120	96	80	69	60	53	
	4	0.92	278	184	138	110	92	79	69	61	
	5	1.03	309	206	155	124	103	88	77	69	
SFA110025	2	0.82	248	164	123	98	82	70	62	55	2 + 2.5
	3	1.00	300	200	150	120	100	88	75	67	
	4	1.15	345	230	173	138	115	99	86	77	
	5	1.29	387	258	194	155	129	111	97	86	
SFA11003	2	0.98	294	198	147	118	98	84	74	65	2 + 5
	3	1.20	360	240	180	144	120	103	90	80	
	4	1.39	417	278	209	167	139	119	104	93	
	5	1.55	465	310	233	186	155	133	118	103	
SFA11004	2	1.31	393	262	197	157	131	112	98	87	2 + 5
	3	1.60	480	320	240	192	160	137	120	107	
	4	1.85	555	370	278	222	185	159	139	123	
	5	2.07	621	414	311	248	207	177	155	138	
SFA11005	2	1.63	489	328	244	196	163	140	122	109	2 + 5
	3	2.00	600	400	300	240	200	171	150	133	
	4	2.31	693	462	346	277	231	198	173	154	
	5	2.58	774	516	387	310	258	221	193	172	